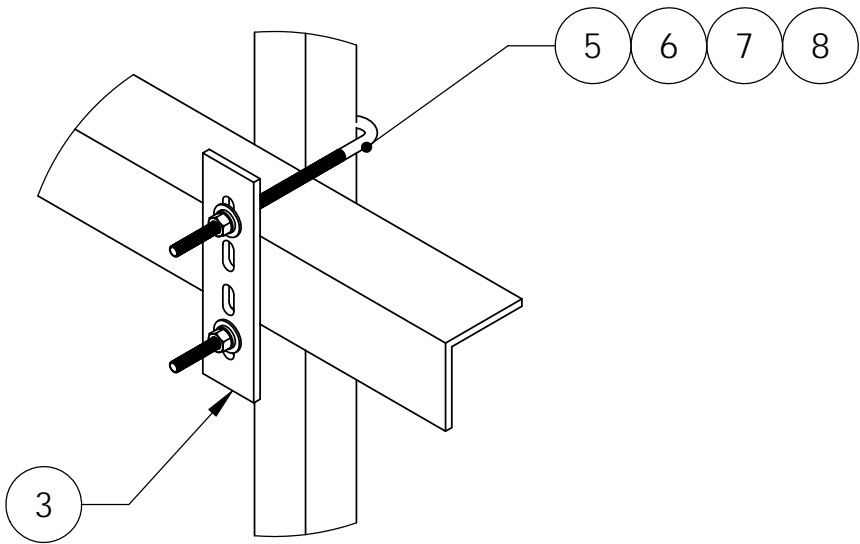
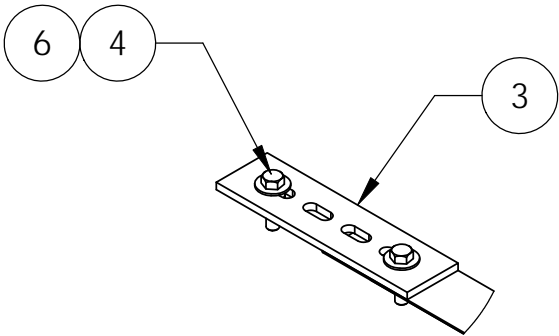


ITEM	PART NO.	DESCRIPTION	QTY.	WEIGHT
1	CL20.01	20' ANGLE SIDE RAIL	2	32.76 LBS
2	CL12R.01	38" LADDER RUNG	6	3.28 LBS
3	HKCLU.02	BACKING PLATE	6	0.95 LBS
4	GB-03145	3/8" X 1-1/2" GALV BOLT KIT	16	0.07 LBS
5	GJB0380	8" GALV J-BOLT KIT	8	0.23 LBS
6	GWF-03	3/8" GALV FLAT WASHER	12	0.01 LBS
7	GWL-03	3/8" GALV LOCK WASHER	8	0.00 LBS
8	GN-03	3/8" GALV HEX NUT	8	0.01 LBS

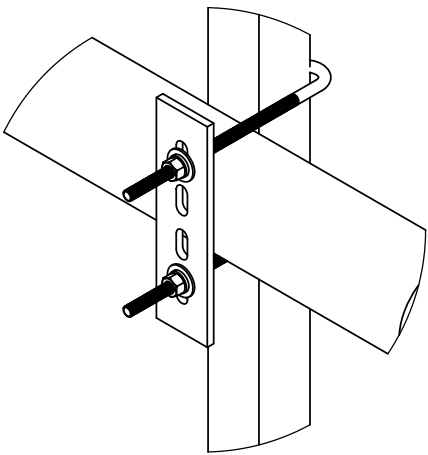
REVISIONS				
REV.	ZONE	DESCRIPTION	BY	DATE
C		UPDATE PART LIST	ACG	01/14/05
D		REPLACE J-BOLT FROM JB-HK	ACG	12/12/08
E		UPDATED BOM AND BALLOON NUMBERS	DRR	08/07/12
F		UPDATE BOM	MSM	05/15/13



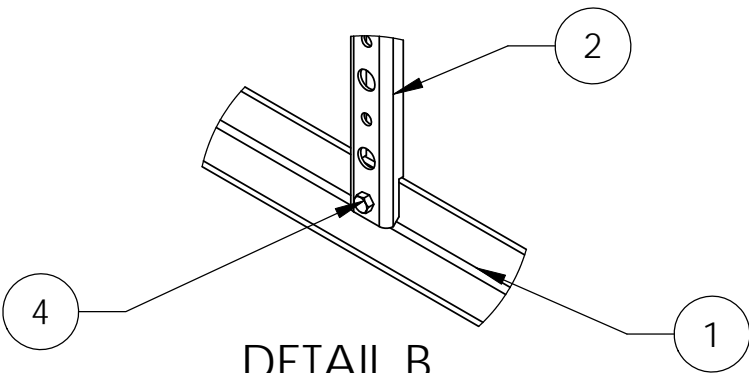
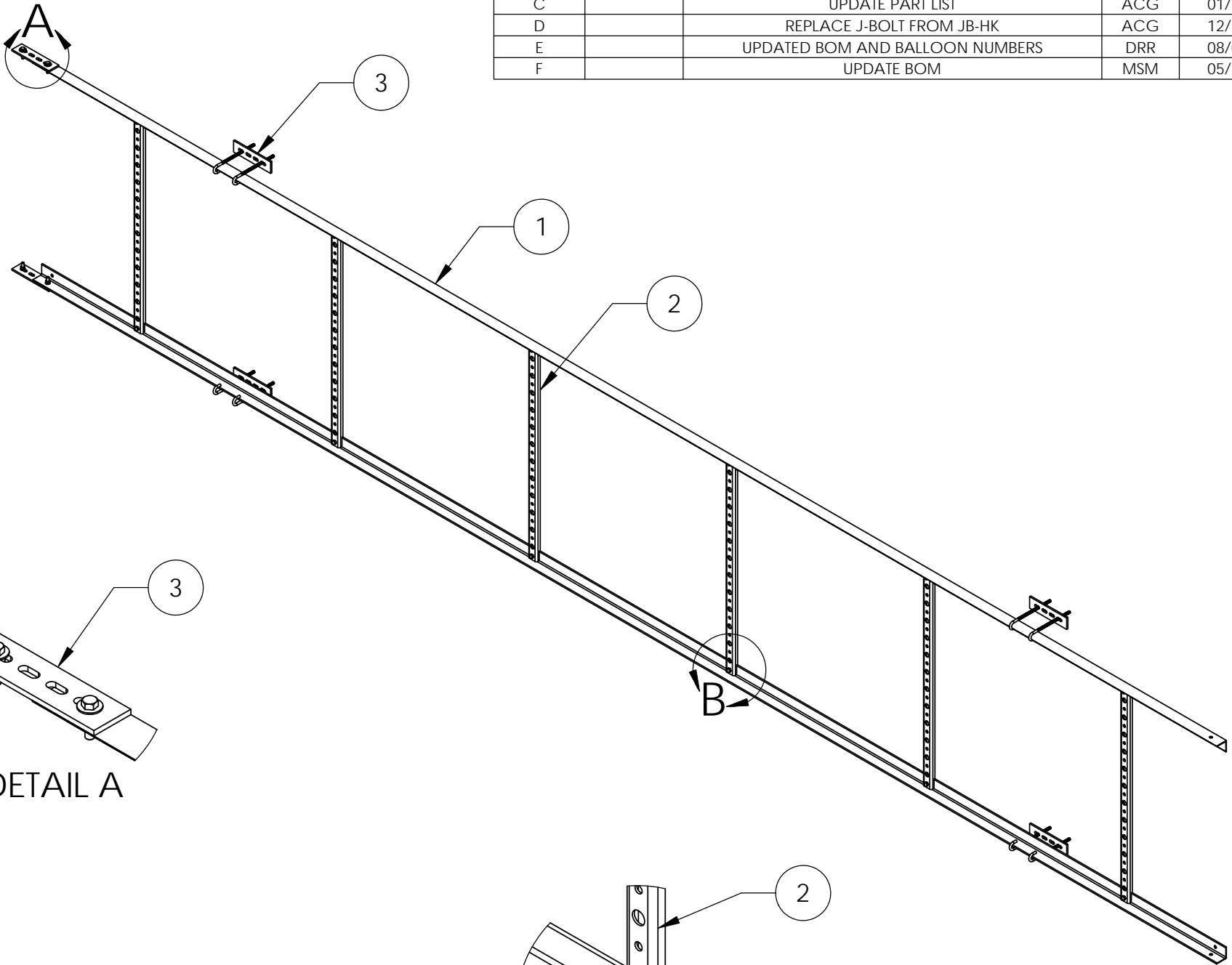
ROUND MEMBER



DETAIL A



ANGLE MEMBER



DETAIL B

These drawings and specifications are proprietary property and may be used only for the specific purpose authorized in writing. ALL DIMENSIONS ARE IN INCHES U.O.S. TOLERANCES UNLESS OTHERWISE SPECIFIED: .X = ± .06 ANGLES ±2° .XX = ± .03 FRACTIONS ±1/32 .XXX = ± .010 REMOVE BURRS AND BREAK EDGES .005 DO NOT SCALE THIS PRINT	DRAWN BY: ACG	SHEET: 1 of 1	PART NUMBER: FM-CL1220U
	CHECKED BY: TP	SCALE: NTS	DESCRIPTION: 20' CABLE LADDER - 12 HOLE RUNG
	DATE: 01/14/05	MATERIAL: A36	DRAWING TYPE: ASSEMBLY DRAWING
	REVISION: F	FINISH: GALV A123	
		WEIGHT: 94.52 LBS	